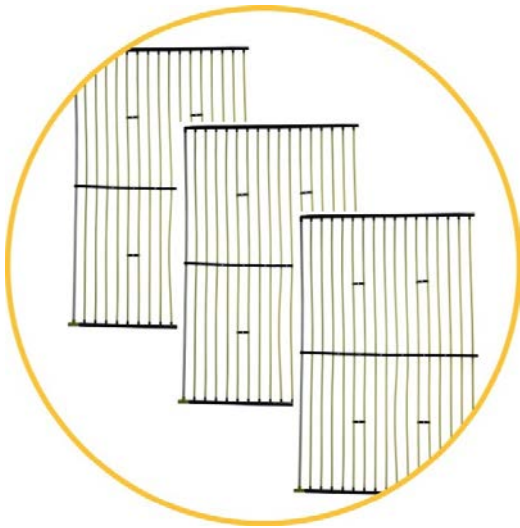


Wall system for heating/cooling

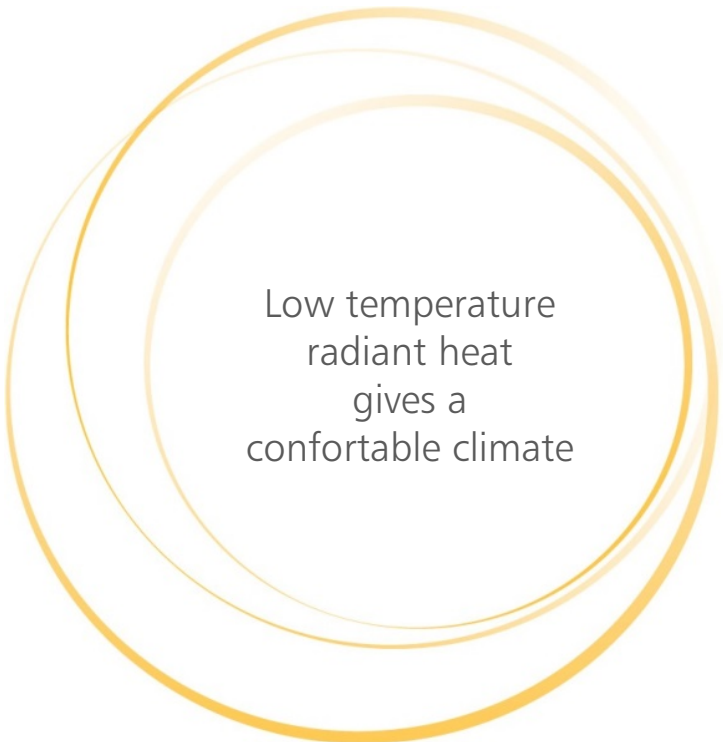


IS-HKW pro

Range of application :

- ▶ Low temperature radiant wall
- ▶ Heating and cooling
- ▶ Domestic, industrial and hotel buildings
- ▶ New construction and refurbishment

- ▶ Exact separation between tubes for an optimal heat transfer
- ▶ The welding method assures a simple and quick installation
- ▶ Comfort at low temperatures due to high radiation energy
- ▶ Versatile, from single-family home up to large systems
- ▶ Energy saving due to low inlet temperatures
- ▶ Various sizes for a wide application range
- ▶ High level use of environmental energy
- ▶ Patented connection between registers
- ▶ Use of high-quality ecological materials
- ▶ Temperature resistant up to 65 °C
- ▶ Flexibility and freedom in design
- ▶ Oxygen barrier up to 80 °C



Low temperature
radiant heat
gives a
comfortable climate

Tested:

IS-HKW pro

IS-HKW heating power per register [W/m²]

Average fluid temperature (°C)	Room temperature [°C]				
	Qi = 15	Qi = 18	Qi = 20	Qi = 22	Qi = 24
30,0	102,0	80,0	65,0	50,0	41,0
32,5	118,0	98,0	82,0	65,0	50,0
35,0	140,0	120,0	102,0	85,0	70,0
37,5	160,0	140,0	120,0	102,0	89,0
40,0	180,0	158,0	140,0	125,0	107,0
42,5	200,0	175,0	155,0	140,0	127,0
45,0	220,0	190,0	175,0	160,0	145,0

IS-HKW cooling power per register [W/m²]

Average fluid temperature (°C)	Room temperature [°C]					
	Qi = 20	Qi = 21	Qi = 22	Qi = 23	Qi = 24	Qi = 25
15	53,1	58,2	63,4	68,5	73,2	79,0
16	38,0	43,9	49,7	55,5	61,1	67,3
17	26,4	32,6	38,8	45,0	51,0	57,4
18	8,0	15,2	22,4	29,6	36,8	44,0
19	3,2	10,1	17,1	24,0	30,9	37,5
20	-	3,8	10,6	17,4	24,2	34,0
21	-	-	6,3	12,7	19,1	25,5

Dew point on the cooling surface

Relative humidity (%)	Dew point according to room temperature [°C]					
	Qi = 20	Qi = 21	Qi = 22	Qi = 23	Qi = 24	Qi = 25
70	14,3	15,3	16,3	17,2	18,0	19,0
60	12,0	13,0	14,0	14,8	15,7	16,7
50	9,2	10,1	11,0	12,0	13,0	13,8
40	6,0	7,0	8,0	8,6	9,5	10,4

Diameter	
Ø Collector	20 mm
Ø Harp	10 mm

Material	
Type	PE-RT 90 in accordance with DIN 4726, green, semi-transparent
Operating pressure / temperature	max. 6 bar / max. 55 °C
Operating pressure / temperature	max. 4 bar / max. 65 °C
Oxygen barrier	up to 80 °C
Welding temperature	235 °C

Hydraulics	
Max. m ² identical register / circuit	Recommended area of wall register IS-HKW max. 10 m ²
Max. m ² mixed register / circuit	Recommended area of wall register IS-HKW max. 7,5 m ²
Max. length of connecting line	Recommended length of supply and return of 20 m each one

Connections	
Supply	16 mm ext. thread
Return	16 mm int. thread

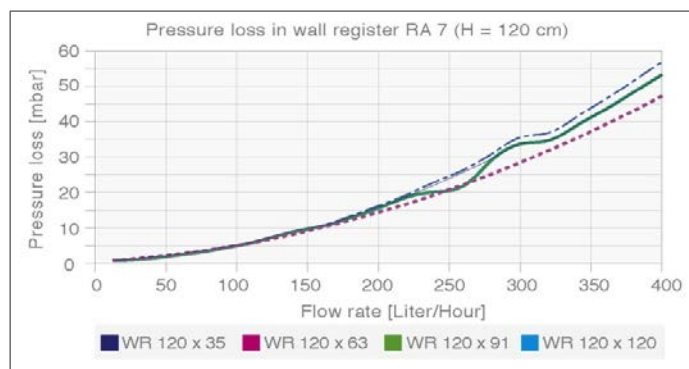
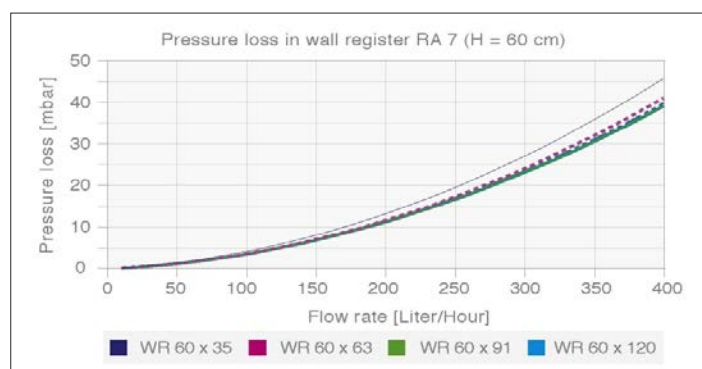
IS-HKW pro

Height 60 cm				
Available widths in cm	35	63	91	120
Area in m ²	0,21	0,38	0,55	0,72
Product no.	19 00 0035	19 00 0036	19 00 0037	19 00 0034

Height 120 cm				
Available widths in cm	35	63	91	120
Area in m ²	0,42	0,76	1,09	1,44
Product no.	19 00 0026	19 00 0027	19 00 0028	19 00 0029

Height 180 cm				
Available widths in cm	35	63	91	120
Area in m ²	0,63	1,13	1,64	2,16
Product no.	19 00 0030	19 00 0031	19 00 0032	19 00 0033

Height 230 cm				
Available widths in cm	35	63	91	120
Area in m ²	0,81	1,45	2,1	2,76
Product no.	19 20 0001	19 20 0002	19 20 0003	19 20 0004



Connection technique



Welded seam



INTELLIGENT ENERGY SOLUTIONS

FOR TODAY AND
TOMORROW

Integrated Energy Solutions



BES BuildingEnergySolutions GmbH
Robert-Koch-Str. 50
D-55129 Mainz
Tel.: +49 (0) 6131 25 06 17-0
Fax: +49 (0) 6131 25 06 17-9

E-Mail: info@bes-eu.com
www.bes-eu.com

Your dealer: